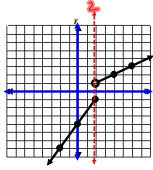
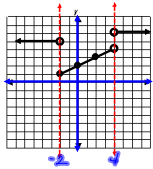


Write the piecewise function represented by each graph.

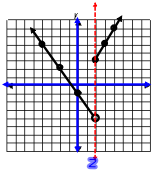
$$1) f(x) = \begin{cases} \frac{3}{2}x - 1 & \text{if } x \leq 2 \\ \frac{1}{2}x & \text{if } x > 2 \end{cases}$$



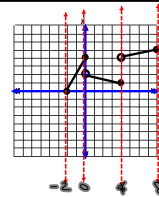
$$2) f(x) = \begin{cases} 5 & \text{if } x < -2 \\ \frac{1}{2}x + 2 & \text{if } -2 \leq x < 4 \\ 6 & \text{if } x \geq 4 \end{cases}$$



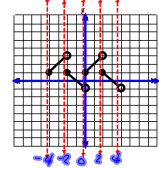
$$3) f(x) = \begin{cases} -\frac{3}{2}x - 1 & \text{if } x < 2 \\ 2x - 1 & \text{if } x \geq 2 \end{cases}$$



$$4) f(x) = \begin{cases} 2x + 4 & \text{if } -2 \leq x \leq 0 \\ -\frac{1}{4}x + 2 & \text{if } 0 < x \leq 4 \\ \frac{1}{4}x + 3 & \text{if } 4 < x \leq 8 \end{cases}$$



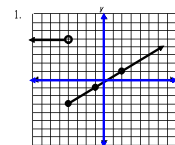
$$5) f(x) = \begin{cases} x + 5 & \text{if } -4 \leq x < -2 \\ -x - 1 & \text{if } -2 \leq x < 0 \\ x + 1 & \text{if } 0 \leq x < 2 \\ x + 3 & \text{if } 2 \leq x < 4 \end{cases}$$



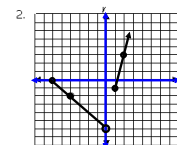
The Next Slide is your HW

Piecewise HW #2

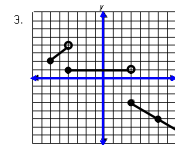
Write the equations of the following functions.



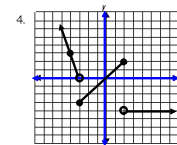
$$f(x) = \begin{cases} \end{cases}$$



$$f(x) = \begin{cases} \end{cases}$$



$$f(x) = \begin{cases} \end{cases}$$



$$f(x) = \begin{cases} \end{cases}$$

$$\text{Evaluate using } f(x) = \begin{cases} 2x - 1 & \text{if } -5 \leq x < 3 \\ 4 & \text{if } 3 \leq x < 5 \\ -x + 5 & \text{if } x \geq 5 \end{cases}$$

5. $f(3)$

6. $f(-5)$

7. $f(-9)$

8. $f(9)$

